

RAGHUVIR

STEFFFÖN



SHOWROOM
BUSINESS CENTER
CORPORATE HOUSE
OFFICE



PROJECT GUIDANCE

SHOWROOM - 75

CORPORATE HOUSE - 12

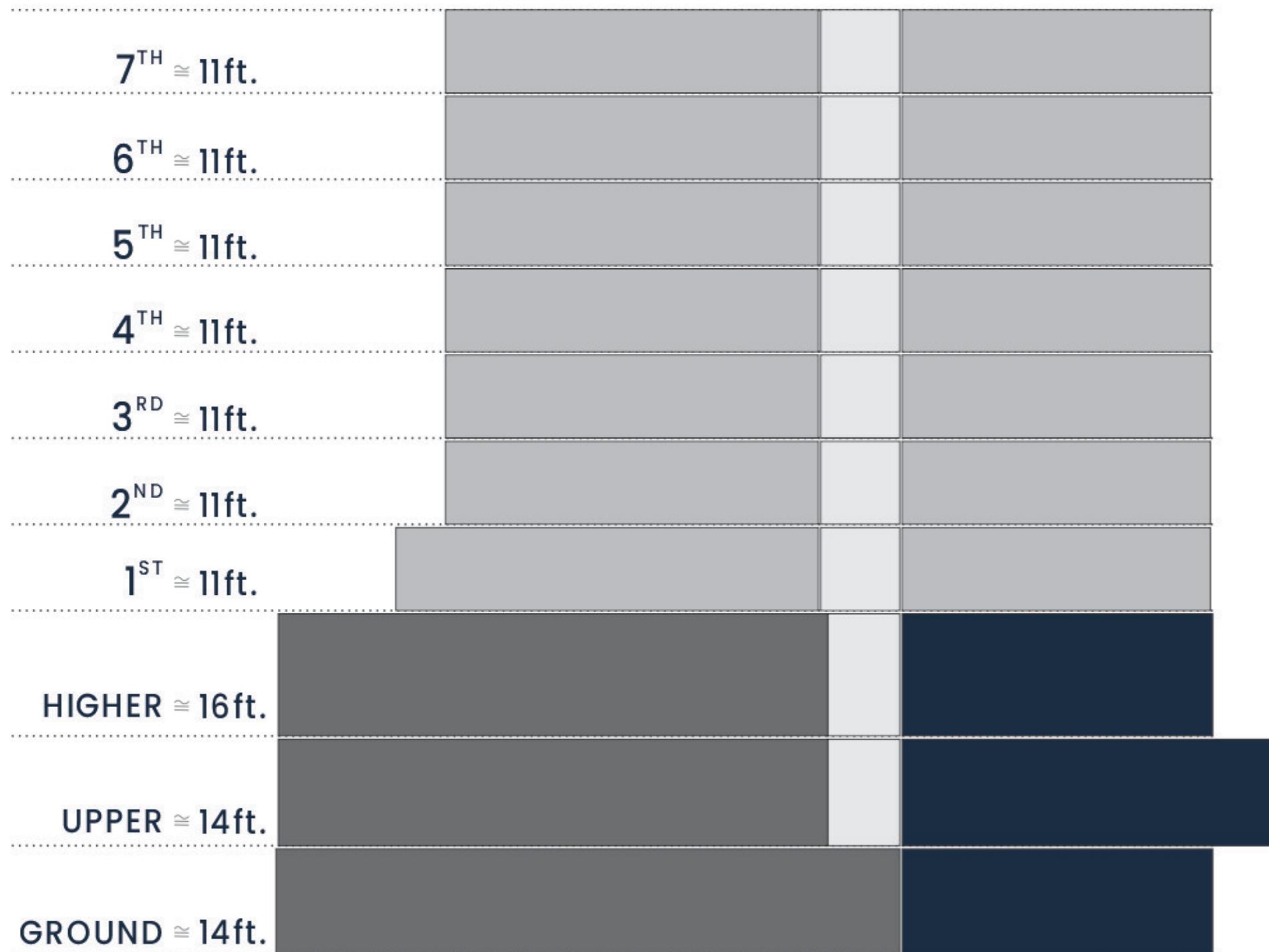
BUSINESS CENTER - 6

OFFICE - 394


BASEMENT - 3

SECTION

FLOOR HEIGHT



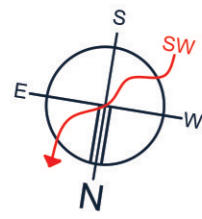
- SHOWROOM
- CORPORATE HOUSE
- BUSINESS CENTER
- OFFICE
- PASSAGE/LOBBY



*MENTION HEIGHTS ARE FROM SLAB TOP TO SLAB TOP

GROUND

FLOOR LAYOUT PLAN

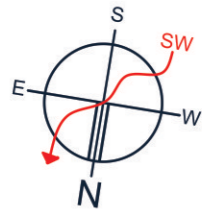


- SHOWROOMS
- BUSINESS CENTER
- CORPORATE HOUSE

AREA TABLE	
G-01 TO G-18	4002 Sq. Ft.
G-19	7162 Sq. Ft.
G-20	4726 Sq. Ft.
G-21	4314 Sq. Ft.
G-22	3904 Sq. Ft.
G-23	3572 Sq. Ft.
G-24	3082 Sq. Ft.
G-25	2592 Sq. Ft.
CORPORATE HOUSE G+UG+HG	7048 Sq. Ft.
BUSINESS CENTER	----

UPPER GROUND

FLOOR LAYOUT PLAN

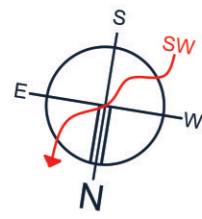


- SHOWROOMS
- BUSINESS CENTER
- CORPORATE HOUSE

AREA TABLE	
UG-01 TO UG-18	3523 Sq. Ft.
UG-19	7078 Sq. Ft.
UG-20	4298 Sq. Ft.
UG-21	3886 Sq. Ft.
UG-22	2992 Sq. Ft.
UG-23A	2688 Sq. Ft.
UG-23B	2388 Sq. Ft.
UG-24	2610 Sq. Ft.
UG-25	2120 Sq. Ft.
BUSINESS CENTER	----

HIGHER GROUND

FLOOR LAYOUT PLAN

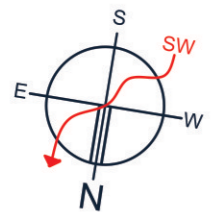


- SHOWROOMS
- BUSINESS CENTER
- CORPORATE HOUSE

AREA TABLE	
HG-01 TO HG-18	3523 Sq. Ft.
HG-19	7078 Sq. Ft.
HG-20	4298 Sq. Ft.
HG-21	3886 Sq. Ft.
HG-22	2992 Sq. Ft.
HG-23A	2688 Sq. Ft.
HG-23B	2388 Sq. Ft.
HG-24	2610 Sq. Ft.
HG-25	2120 Sq. Ft.
BUSINESS CENTER	----

1ST FLOOR

LAYOUT PLAN



PROJECT BY :

