

SAMAST

SHLOK
BUSINESS HUB



SHLOK
BUSINESS HUB

“
FACILITIES THAT MAKES
YOUR WORK PLACE
MORE ENJOYABLE

”





OUTLETS + WORKPLACE

Well-Planned state-of-art modern infrastructure, suitable for vendors & show-rooms with 12ft height.

Shops are connected with warehouses at the rear side for installing service station.

Well equipped space suitable for food court, coaching classes, gym etc.

Individual toilet facilities.

Appropriate big size elevator for logistic transfers.



SHLOK
BUSINESS HUB



- RCC framed structured building



- Vitrified tiles on flooring
- Glazed tiles in toilet up to 7ft height
- Attractive floor in foyer on ground floor



- Inside - Single coat plaster white putty
- Outside - Double coat plaster with acrylic paint



- Located at front side on the main road



- Allotted parking in basement
- Paved parking area in common plot & front margin parking



- 24 hours water supply
- Bore well for underground and overhead tank



- Fire safety in each floor

BASEMENT PLAN



GROUND FLOOR PLAN



LEGEND

Shop No.(A)	Sq.ft
1	18'8" x 29'7.5"
2	9'4.5" x 29'7.5"
3	9'4.5" x 29'7.5"
4	9'4.5" x 29'7.5"
5	9'4.5" x 29'7.5"
6	8'3" x 29'7.5"
7	8'0" x 29'7.5"
8	9'4.5" x 29'7.5"
9	9'4.5" x 29'7.5"
10	9'4.5" x 29'7.5"
11	9'4.5" x 29'7.5"
12	9'4.5" x 29'7.5"
13	13'0" x 50'6"
14	13'0" x 50'6"
15	12'4.5" x 50'6"
16	14'7.5" x 50'6"
17	13'0" x 50'6"
18	13'0" x 50'6"

Shop No.(B)	Sq.ft
1	16'2.5" x 58'6"
2	13'0" x 57'4"
3	13'0" x 55'11"
4	12'4.5" x 54'5.5"
5	14'7.5" x 51'9"
6	13'0" x 50'3"
7	31'4.5" x 49'3"

FIRST FLOOR PLAN

LEGEND

Shop No.(A)	Sq.ft
101	18'8" x 29'3"
102	9'4.5" x 22'4.5"
103	9'4.5" x 22'4.5"
104	9'4.5" x 22'4.5"
105	9'4.5" x 22'4.5"
106	8'3" x 22'4.5"
107	8'0" x 22'4.5"
108	9'4.5" x 22'4.5"
109	9'4.5" x 22'4.5"
110	9'4.5" x 22'4.5"
111	9'4.5" x 22'4.5"
112	9'4.5" x 29'3"
113	39'1.5" x 50'1"
114	41'4.5" x 50'1"

Shop No.(B)	Sq.ft
101	55'3" x 58'0"
102	55'6" x 51'4"



SECOND FLOOR PLAN

LEGEND

Shop No.(A)	Sq.ft
201	18'8" x 29'3"
202	9'4.5" x 22'4.5"
203	9'4.5" x 22'4.5"
204	9'4.5" x 22'4.5"
205	9'4.5" x 22'4.5"
206	8'3" x 22'4.5"
207	8'0" x 22'4.5"
208	9'4.5" x 22'4.5"
209	9'4.5" x 22'4.5"
210	9'4.5" x 22'4.5"
211	9'4.5" x 22'4.5"
212	9'4.5" x 29'3"





SHLOK
BUSINESS HUB

“







EXPERIENCE THE
ICONIC HOSPITALITY

”





WAREHOUSES / INDUSTRIAL SHEDS

-  Suitable for all kind of work station
-  Any type of engineering work
-  Office space
-  RCC Framed structured building
-  Wide internal roads for easy movement
-  Glazed tiles in toilet up to 7ft height

NOTES :

GEB, Legal, AUDA, Maintenance Charges, GST, Stamp Duty & Registration Charges shall be borne by the members. | The Developer reserves the rights to change or revise or make any modifications, additions, dimensions or alterations in the scheme as a whole or any part thereof or any details therein, at their sole discretion without any prior notice. Such changes would be binding to all the members. | All the architectural and interior views in the brochure are computer graphic simulated interpretation of the actual property. | This brochure is just for an easy presentation of the project and should not be treated as a legal document. | All dimensions are unfinished and approximate.

